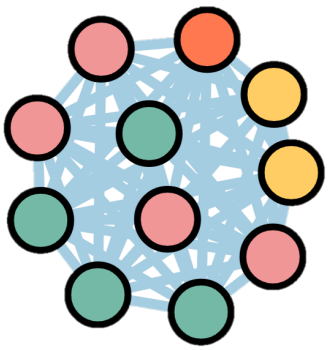



OUTBREAK SURVEILLANCE REPORT

Ebola: the 2026 Bundibugyo virus outbreak

Created November 26, 2026

Cases, deaths, and geographic spread.

Latest DRC report: Nov 24, 2026

12,052	5,908	5
Confirmed cases	**Confirmed deaths**	**Countries**
Across five countries	Cumulative reports	With reported cases

Cases reported in five countries

The Democratic Republic of the Congo accounts for more than 99% of reported confirmed cases.

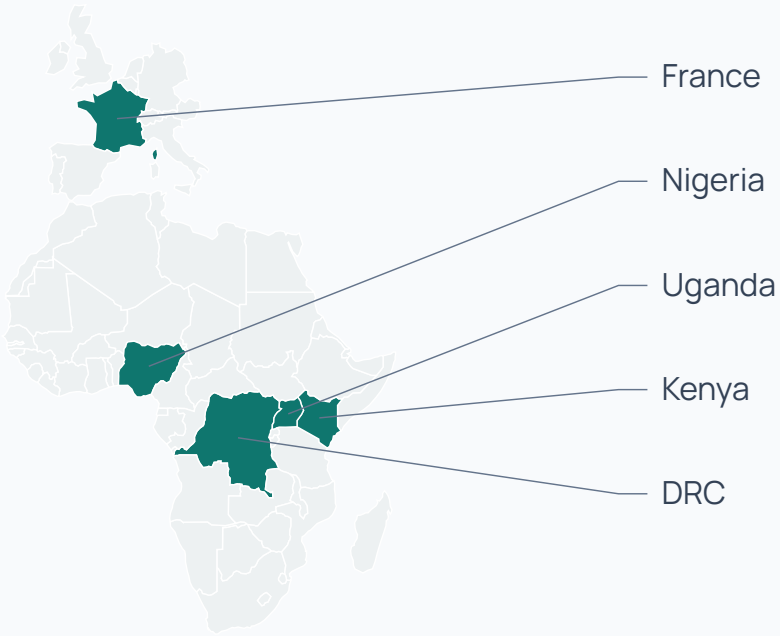

Country	Confirmed cases	Deaths
DRC	12,021	5,904
Uganda	20	2
Kenya	9	2
France	1	0
Nigeria	1	0

Teal identifies countries with reported cases. Reporting dates: DRC, Nov 24; Uganda, Jul 21; France, Jul 6; Kenya, Nov 24; Nigeria, Nov 12. All dates are in 2026.

GLOBAL REPORTING

Country reporting timeline

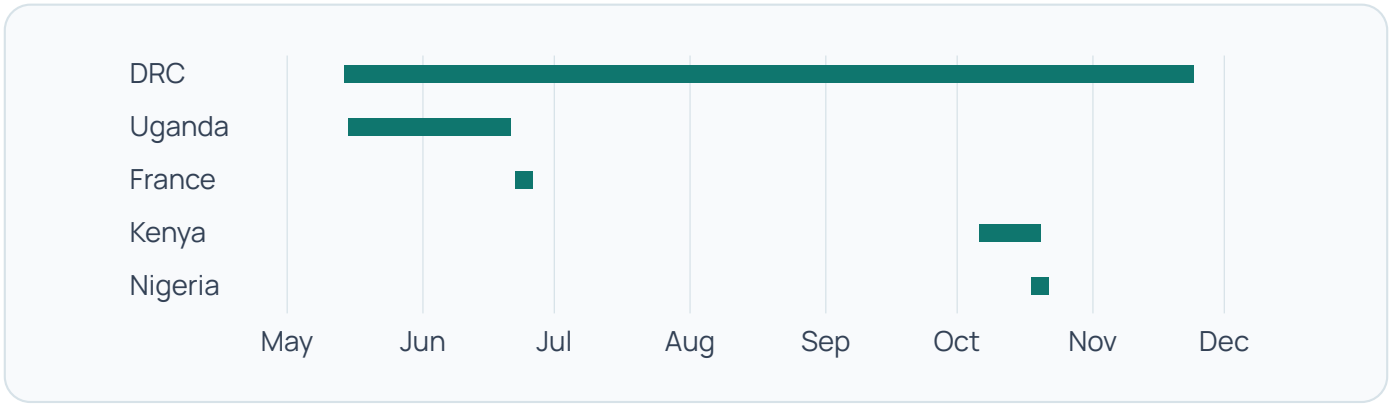

Bars span the first positive report to the last increase in confirmed cases. Squares mark a single date; spans do not indicate continuous transmission.

DRC CASE TRENDS

DRC confirmed cases continue to rise

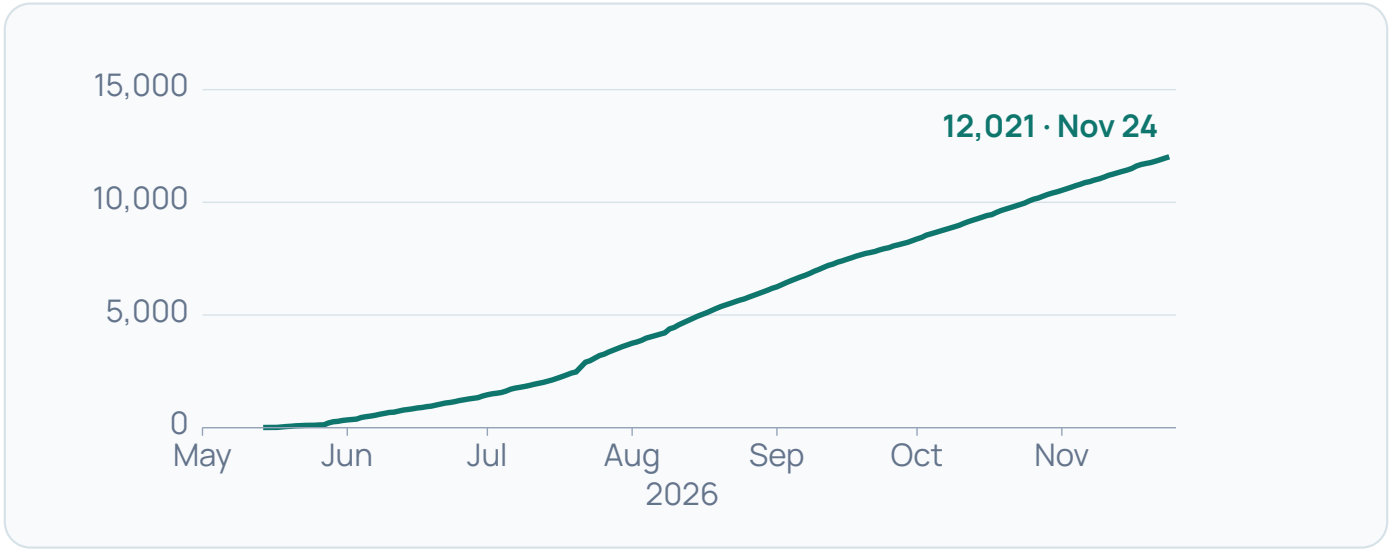

Cumulative confirmed cases through Nov 24, 2026. Dates reflect reporting, not symptom onset.

PROVINCE DISTRIBUTION

DRC: Ituri and Nord-Kivu lead

Cumulative confirmed cases by province through Nov 24, 2026.

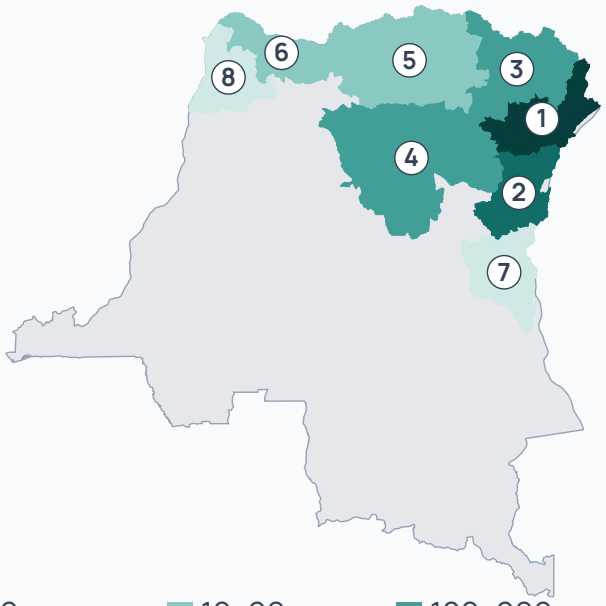

1. Ituri
2. Nord-Kivu
3. Haut-Uele
4. Tshopo
5. Bas-Uele
6. Nord-Ubangi
7. Sud-Kivu
8. Sud-Ubangi

1–9 | 10–99 | 100–999 | 1,000–4,999 | 5,000+

Province totals; gray areas have no province data in this series.

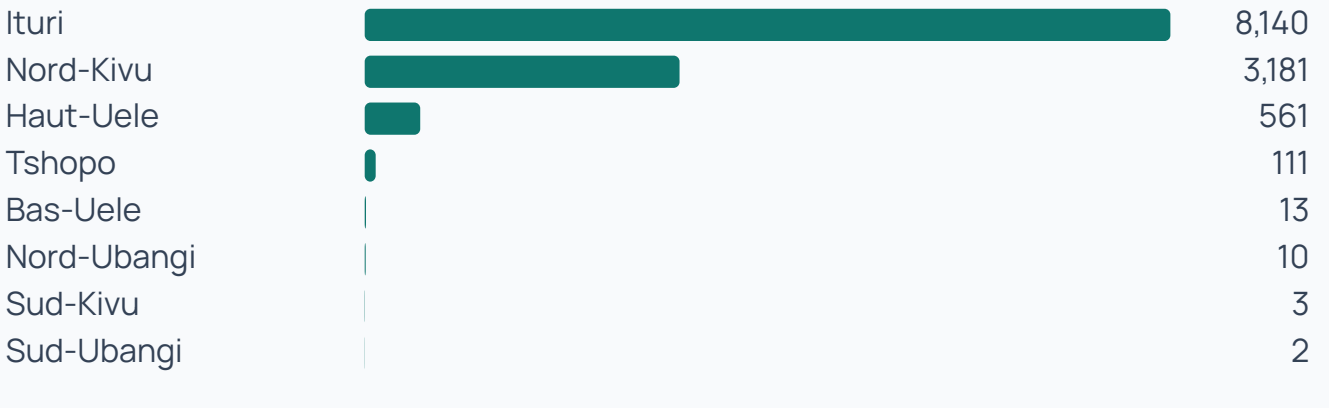

Newly reported cases by province

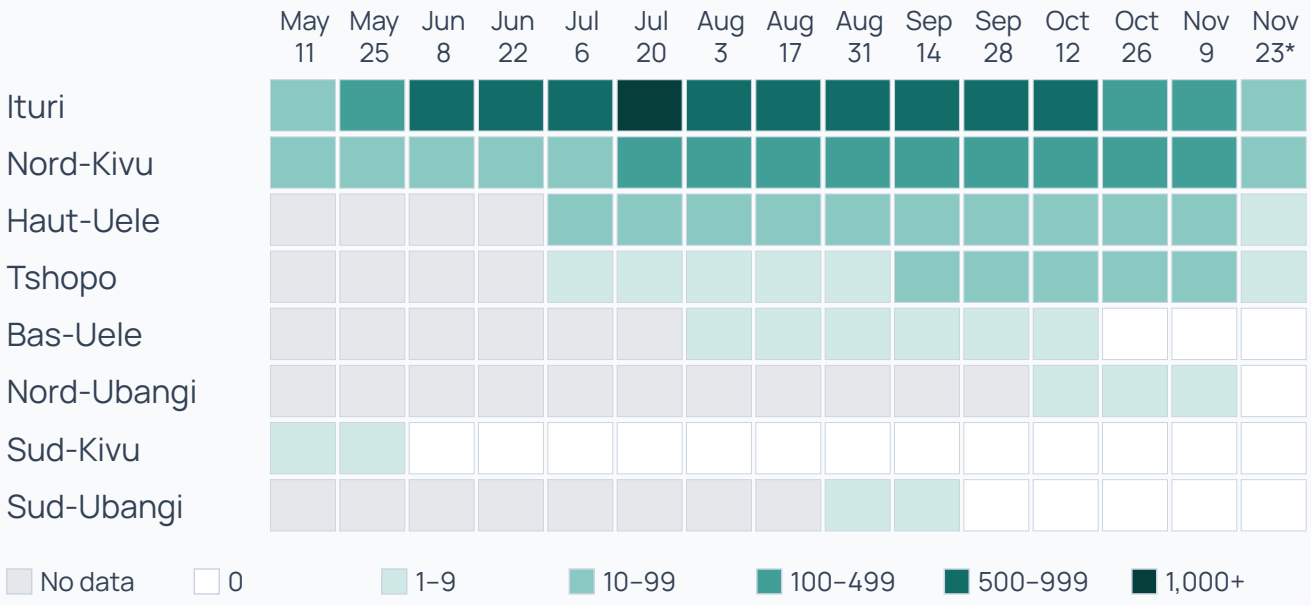

Confirmed cases in 14-day periods, labeled by start date. *The final period contains 2 days. Dates reflect reporting, not symptom onset.

SOURCES

Case counts are provisional and may be revised. Country totals use the latest available reports; reporting dates differ.

INSP / INRB-UMIE: DRC cases, deaths, and geography

WHO: country case and death reports



GENOMICEPI

Clear data for public health.

Created 2026-11-26

www.genomicepi.com